



2019

2020-024

2020 04

(

)

1

2019 12 1

1027494660

10


0.5

0

10

0

.....	7
.....	10
.....	15
.....	42
.....	104
.....	113
.....	113
.....	113
.....	114
.....	115
.....	122
.....	127
.....	128



--	--

--	--

1

2

b i

13

240

2019

2018

/

11

602

125

82

Áó =

DRGS

1+X

CNAS

80 / 68 20
12 2 5 1 2
2 7 3

2019

1

2

1

	602	11		441		404		37
13	240		2019		125		2018	

		4-0	A

5

ADR

D3

D3

D3

5

ZD03

8

H3

9

184.58

1

2

3

4

5 U

6

B1

1

" " " "

2

1



2019 2018 32.26%

2019 2018 61.42% 43.46%

4

5

7

8

5

1	20.63%
2	34.63%
3	1266.45%

--	--	--	--	--


2

- 49, 200, 365. 92

3

32, 369, 011. 07
32, 369, 011. 07
372, 872, 725. 25
164, 578, 604. 85
208, 294, 120. 40
7, 796, 848. 23
20, 826. 41
7, 776, 021. 82




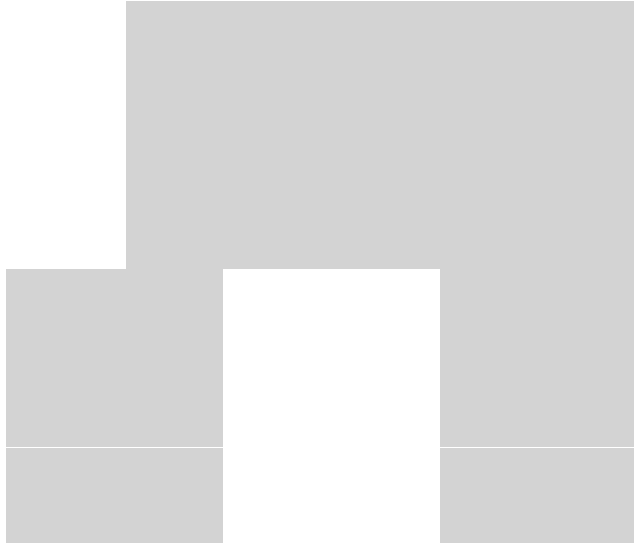



2




1






	"



	"
	"

1

2



--	--	--	--	--	--	--	--	--	--	--	--	--	--



1 ZD03

f

6

1

2019 12 1
GMP

2

3

4


5


1


2017
2016


2018
2017

0.












--	--	--	--	--	--	--





--	--	--	--	--	--	--

--	--	--	--	--	--	--



"

"

"

"

1

2019 9 27 [2019]16	2019		
2019			
2017 3 31 2017 2017 2017 2017 14 1 1	2017 7 2017 8 2017 9 2017 2019	22 23 24 2017 5 2 2017	
> 2017 7 5 [2017]22 2018 1 1 1	<	14 2020 1	
2019 5 9	12		
2019 5 16	7		

2

1

	472, 435. 58	- 27, 564. 42
	7, 154. 72	- 10, 418. 33
	6, 511, 616. 73	

2

--	--	--	--	--	--	--	--

--	--	--	--	--	--	--

2016 02 05

<

>

<

>

<

>

2016 02 25

2016

2015

2016 03 23

70

1064

1000

78

70

958

894

106

2016 04 25

2016 08 25

280,000

520,209,330

519,929,330

2016 11 10

150,000

519,779,330

2017 03 24

106

2017 04 24

2

25

6.8180643

65 247.8

2017 08 28

1

3.5

6.8180643 6.7680403

2018 04 20

9

88.20 6.7680403 2017 55 30%

208.50

2018 08 29

6.7680403 3.3640202

2018 10 26 2018 4 19

2017 2018 6 14

2018 10 26 296.70 593.40

> < >

2018 11 07 ,

2018 11 13 2018

2019 01 08

2020 01 06

0 0		
0 0		
0		
0		
0		
0		

0
0
0
0
0

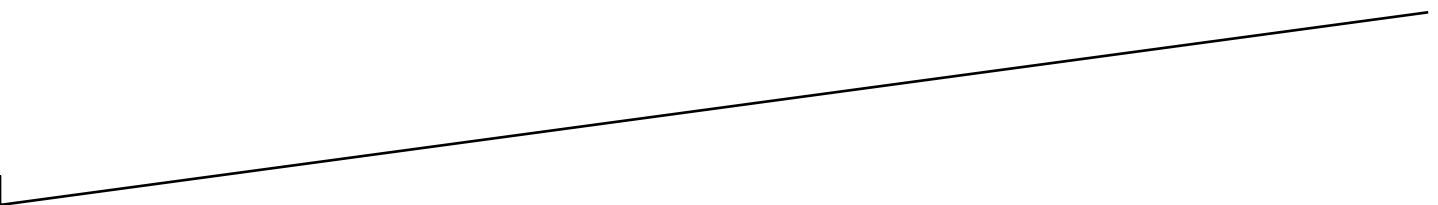
0
0 0

10

2

3

4



1

1

2

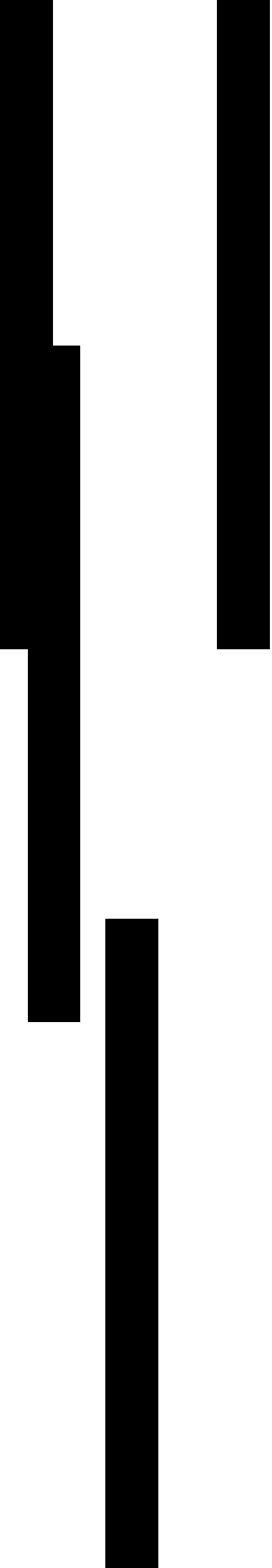
3

2

3

1





1

4 7 2016 4 262

39 9 456 7
82 39

6490 16848 78

600

2


1


2

+

25

2556





mí
5• 163 470: Aq
©B" yx '0



)B³ 8 >|

1





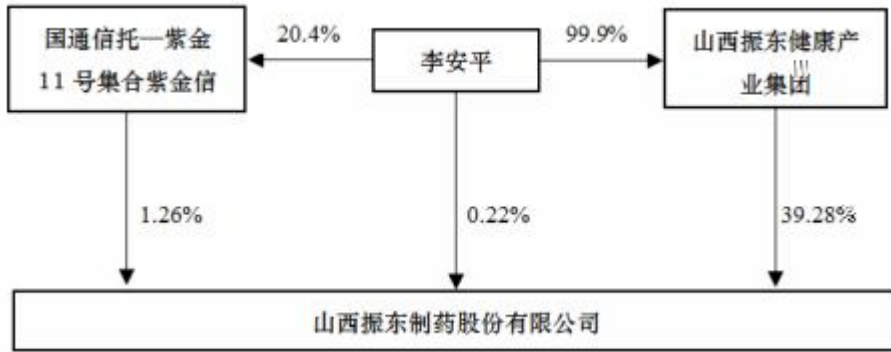
1

2


3

1






" " " " " "



19

c c c m'

· F1 €



2019 1

2019 1

1985 10

2012

3

2011

2

1963 11

1996

1957 5

1980 1990

1993

2008

1976 2

3

1.

1963 6

1980 2004

2004

1971 4

2008

2013 1

1974 8

EMBA 0 OTC

1986 11

2013

2011 9

2012 10

2012 12

2016 9

2016 9


2018 3

2018 3

2018 10

2018 10

--	--	--



YRã± X

1

2


1

2

3

1

2



CAC [2020] 0141

2019 12 31

2019

2019

12 31

2019

1.

4,398,753,603.80
28.63%

3,419,750,405.17

2019

979,003,198.63

2.

1

2

3

4

5

6

7

1.

2019 12 31

2,343,406,542.58

2.

1

2

3

2019

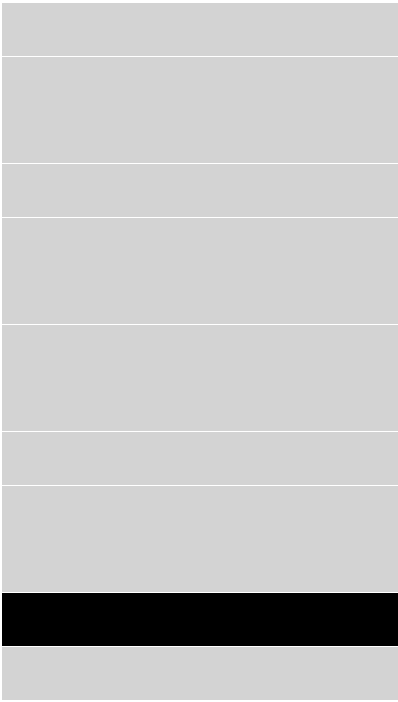
4

5

6

2019








1 2 3 4 5 6 7 8


" "		
" "		" "
		" "
		" "
	" "	

4





" "												



1995 11 15 2025 11 14
1, 027, 494, 660. 00

2016 1

2008 9 3

100, 000, 000. 00
14042110000376

2008 12 31

280,000.00	280,000	6.8180643 /	
	519,929,330.00		
2016 11 10			
519,779,330.00	150,000	6.8180643 /	
250,000	6.8180643 /	250,000.00	
519,529,330.00			
2017 8 28			
35,000	6.8180643 /	6.7680403 /	
519,494,330.00			
2018 4 20			
			296.70
2018 5 30 2017		2017	
	519,494,330	10 10	
	593.40	1,033,054,660	
2019 4 23			
556	3.3640202 /	3.70 /	
1,027,494,660.00			
		0.22%	
99.90%	- 11	20.4%	39.76%
	2020 4 23		
2019 12 31	()		

1

-

2

1

2

1 1 12 31

3

12

4

5

10

1

2

ê

3

(1)

()

(2)

(3)

(4)

4

1

()

()

2

5

-

1

)

12

)

12

(

12

12

1

2

1	
2	
3	
4 m' ê ê	

17 18

4

16

17

18

1

1

2

c

d

B

2

1

4

23

--	--	--	--	--

3

25

1

2

3

26

1

3

3

4

27

1

2

28

29

30

1

2

33

34

1

4

35

36

37

38

39


42

1

"

2

m>



" "		

[2019] 6

[2019] 16

2018

2018 12 31

		(+/ -)	
	1, 384, 385, 374. 23	- 1, 384, 385, 374. 23	
		180, 698, 265. 88	180, 698, 265. 88
		1, 203, 687, 108. 35	1, 203, 687, 108. 35
	351, 718, 076. 65	- 351, 718, 076. 65	

		68,088,856.85	68,088,856.85
		283,629,219.80	283,629,219.80
	1,736,103,450.88		1,736,103,450.88

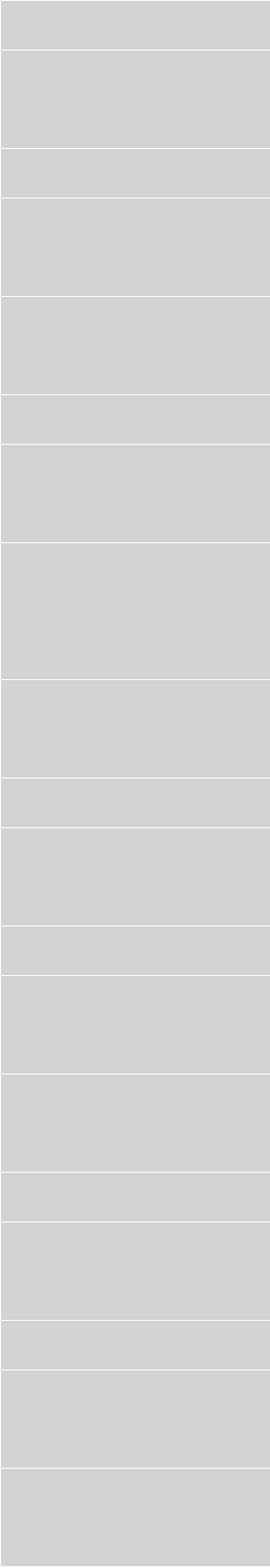
2018 12 31

		(+/-)
	345,070,905.68	-	345,070,905.68
			56,636,038.06
			288,434,867.62
	82,311,772.30	-	82,311,772.30
			61,585,456.85
			20,726,315.45
	427,382,677.98		427,382,677.98


2

3 2019

[







H

>)+H =e+Hag @ 0S;9ADye 1"rá qU%q"FH ^AžVv%•5 h 'R á (~RW \$VH €•8AžA#U..gF••"u 4 U%q"Ed•€X YS,, ä 5VvF••

	59,207,298.63	-59,207,298.63	
		10,000,000.00	10,000,000.00
	205,720,096.46	49,207,298.63	254,927,395.09
	1,747,559.14	-1,747,559.14	
		1,747,559.14	1,747,559.14

2019

2018 12 31

	55,200,000.00	-55,200,000.00	
		10,000,000.00	10,000,000.00
	80,100,000.00	55,200,000.00	135,300,000.00
	747,559.14	-747,559.14	
		747,559.14	747,559.14

1

2

15%	GR201714000205	3	2017 11 9
	GR201914000354	3	2019 11 25
15%			
	GR201814000010	3	2018 11 21
15%			
	GR201811009583	3	2018 11 30
15%			
	GR201714000154	3	2017 11 9
15%			
	GF201711000279	3	

2

3

--	--	--

4

1


2

--	--	--




5

1



...CY2" 0 1 19,€ Y 00





%

#

3# 8#

2

--	--	--

3

4



	8,050,500.00	1	5.53%
	6,007,159.40	1	4.13%
	4,552,283.40	1	3.13%
	4,550,000.00	1	3.13%
	4,082,851.94	1	2.81%
	27,242,794.74		18.73%

5% 5%

8

1

1

--	--	--

2

--	--	--	--	--

3

2

1

--	--	--

2

1

--	--	--	--	--

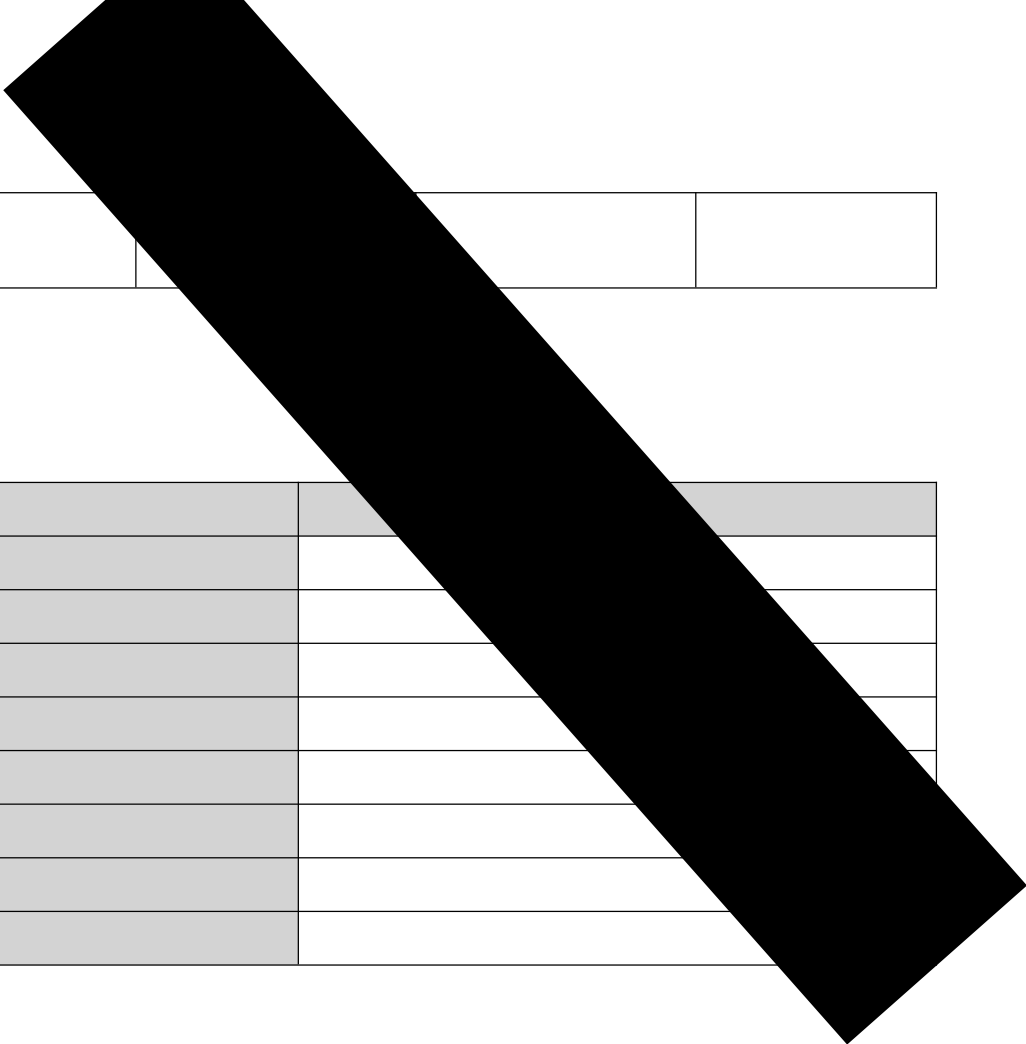
3

3

1

2

	---	---	---	---



--	--	--	--

3

--	--

--

--	--	--

4

--	--

--	--	--	--	--	--

5

6

7

8

5% 5%

9

1

2

--	--	--	--	--	--	--	--	--

13

14

	--	--	--	--

--	--	--	--	--	--	--	--	--

	---	---	---	---

2

3

17



--	--	--	--	--	--	--

19

--	--	--

20

1

2

3

--	--	--

21

1



2

3

--	--	--	--	--

4

--	--

5

6

2

3

--	--	--

4

23

1





2

24

25




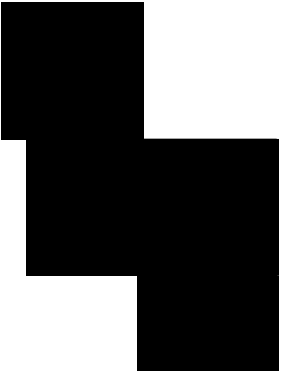





2

--	--	--

50
2009 015201-1 2009 1015502-2 10 2011
551103 2011 551102 2009 00002943
2009 00002945 2016 00005511
2014 2510000112 A 140424 2013 002012 2012 01003 2012 0\$905





17

18

19

28

1

2

NO ONE KNOWS

~

Λ

M

n

z

B'

B

BEHIND

31

32

1

1

4250

2

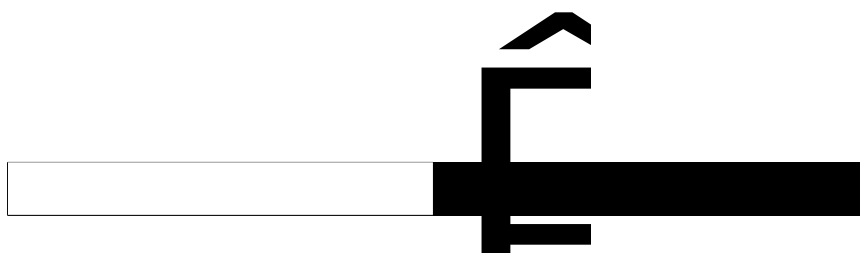
3

2

--	--	--	--	--

41

m 0	



1

3

1

2

1

42

--	--	--

43



45

1

--	--	--

46

1

--	--	--

2

3

4

47

--	--	--


48


1

2



0 "ԵՄԼԻՆԷԼԵԹ Ե

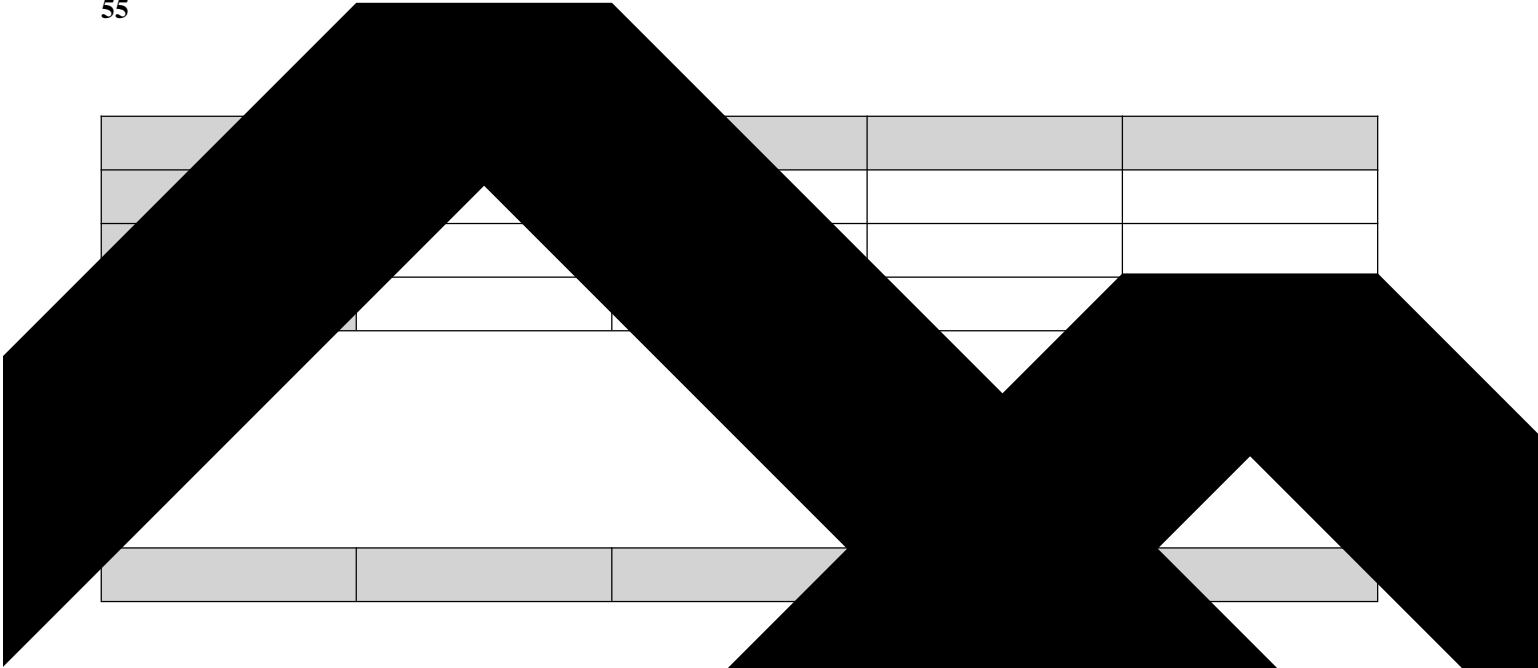




巨潮资讯

894.40830

55



57



--	--	--	--	--

59

50% 10%

60

64








--	--	--

70

71

72

74



76

1

2

77

78

1

2

3

4

--	--	--

5



6

--	--	--

2

3

4



2

83

84

1



2

85

1

1

--	--	--	--	--	--	--	--	--

100.00%

7,000,000.00

2019 12

23

2

3

4

5

6

2

1

4

5

1

	472,435.58	-27,564.42
	7,154.72	-10,418.33
	6,511,616.73	

2


2019 12

6

1

1





3

--	--	--

4

5

2

1

2



3

1



2

3

4

5

6

--	--	--	--

7

8

4

--	--	--	--	--

--	--	--	--	--	--

5

6

(

12

1

2

3

4

2


3

--	--

4

5

1



2

/

/



3



8

6

1

7

8

1

2

3

4

5

1

2

1

2013 12 27

2013

97

1797

1320

50

2014 10


2014

462

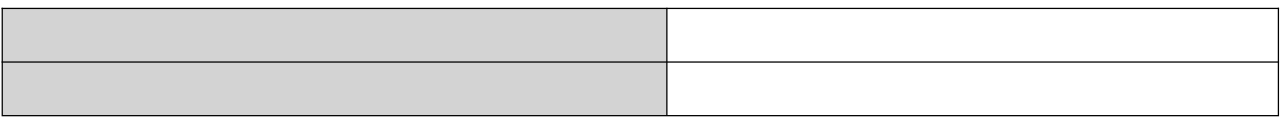
2

3

1



2



3

4

1

2

3

1

2

4


5



6

1

2



3

4

7

8

1

1

--	--

2019

	(%)		
1 (1)	2.77	173,244,814.44	4,791,782.39
1 2 (2)	19.59	1,473,580.23	288,663.38
2 3 (3)	48.10	8,489,968.82	4,083,945.98
3 4 (4)	67.63	796,881.37	538,906.14
4 5 (5)	72.79	3,006,654.16	2,188,522.69
5	100.00	30,014,350.13	30,014,350.13
		217,026,249.15	41,906,170.71



--	--

2

"

--	--

8 9 10 11 12 13 14 15 16 17 18 19 20 21 22 23 24 25 26 27 28 29 30 31 32 33 34 35 36 37 38 39 40 41 42 43 44 45 46 47 48 49 50 51 52 53 54 55 56 57 58 59 60 61 62 63 64 65 66 67 68 69 70 71 72 73 74 75 76 77 78 79 80 81 82 83 84 85 86 87 88 89 90 91 92 93 94 95 96 97 98 99 100

5

6

5% 5%

2

1

1

--	--	--	--

2

--	--	--	--	--

3

2

1

--

--	--	--	--	--

3



4h 1A.1B.19



000



,127.37

